
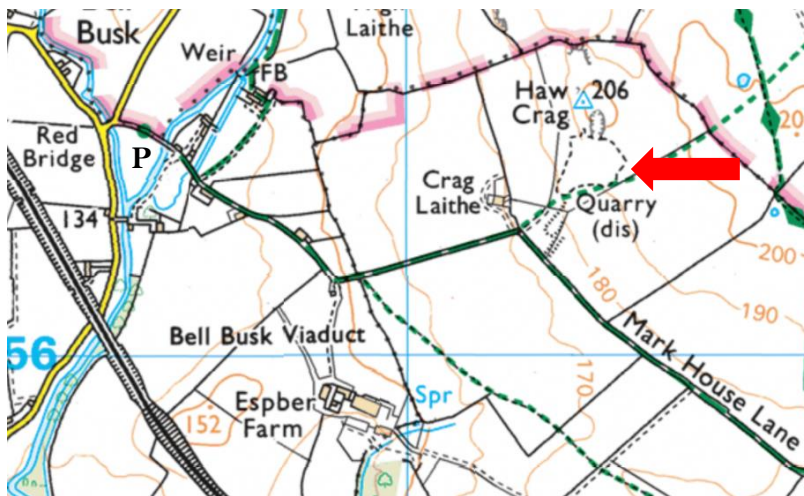


MALHAMDALE BOULDERING



A single lump of limestone on an extensively quarried hill. Some good, highball problems.




Approach: Near Bell Busk in Malhamdale. The crag is **not** on Access Land, but is close to various footpaths and walkers often visit the trig point.

Park carefully, not blocking the gate, just before the bridge (**Sat. Nav. BD23 4DU**). Follow the bridal track uphill until the barn of Crag Laithe. A footpath leaves the bridal track here and the way into the quarry is obvious.

1/ **Crinoid Slab** 4+ Start low on the holds left of the white slab, cross this to teeter over the main face.

2/ **Haw Arete** 6a The big arete from standing; two incuts mark the way. Getting off is scary (going left or right is possible, as is rigging a rope from one of the trees above).



3/ **Haw Arete Sit** 6b The arete from sitting. All of the underlying stuff is in.

4/ **New Panorama** 6a+ The arete from the right. SDS from the centre crack and span out to the incuts.

5/ **Centre Crack** 5+ Harder than it looks. Sit or stand, it only varies the length.


6/ **Tramlines** 6b Sit start, the right wall, following the twin cracks (no bridging left). Throw high and right at the top to go beyond the 'false summit' to gain a big jug.

7/ **Panic** 6c SDS off the centre hold and the right arete. Pull on and make hard moves to progress. Panic throw for the top of the leftmost crack.

8/ **Falling Away** 6b Execute a series of on/off slaps to overcome the arete without recourse to anything else.

The ski-slope landing makes this less pleasant.

9/ **Way Down** 3 The end wall is a grovel. More useful as a way down.



First ascent details: 26th March 2022 – most of the new highballs. 8th May 2022 – main arete sit.

John Hunt 2023